

# Age-defying fitness: How can combining resistance and aerobic exercise help elderly adults increase muscle strength?

*by* Gunawan Gunawan

---

**Submission date:** 24-Jun-2023 07:33PM (UTC+0700)



**Submission ID:** 2121836210

**File name:** 6\_FIX.pdf (335.47K)

**Word count:** 7090

**Character count:** 37901

# Age-defying fitness: How can combining resistance and aerobic exercise help elderly adults increase muscle strength?

Gunawan<sup>abcd</sup> , & Andi Saparia<sup>be</sup> 

Universitas Tadulako,  Indonesia

Received 06 April 2023; Accepted 23 May 2023; Published 24 June 2023  
Ed 2023; 8(2): 195-206

## ABSTRACT

The population of elderly individuals in the village of Tinggede, Indonesia, continues to increase. It is crucial for the ageing population to maintain good fitness throughout the ageing process. Ageing in the elderly encompasses a range of issues, from declining motor function to muscle strength loss. Therefore, it is important for the elderly to preserve muscle strength through physical exercise to ensure independent functioning. This research aimed to investigate the effects of a combination of resistance and aerobic exercises on muscle strength in healthy elderly individuals. The study involved a sample of 30 male elderly individuals aged 60 years and older. The treatment group was given a combination of resistance exercise and aerobic exercise, while the control group was given aerobic exercise. Resistance exercise is given three times per week with a progressive increase in sets and reps. While aerobic exercise is given seven times per week for 40 minutes per session. Participants were examined for muscle strength before and after the intervention using a digital hand grip dynamometer (DHD). The analysis performed included paired t-test and independent t-test with  $p < 0.05$ . The results demonstrated a significant increase in hand grip strength among the participants who underwent the exercise programme compared to the control group. These findings suggest that a progressive increase in sets and repetitions for each exercise activity can effectively enhance muscle strength in the elderly. However, it is pivotal to note that this study was limited to a single village. Nonetheless, the exercise combination proposed in this study provides valuable insights for sports medicine research and can be utilised as a reference for designing exercise programmes targeting healthy elderly individuals.

**Keywords:** Resistance exercise; aerobic exercise; elderly; muscle strength



[https://doi.org/10.25299/sportarea.2023.vol8\(2\).11630](https://doi.org/10.25299/sportarea.2023.vol8(2).11630)

OPEN ACCESS



Copyright © 2023 Gunawan, Andi Saparia

**Corresponding Authors:** Gunawan, Physical Education Master's Program, Faculty of Teacher Training and Postgraduate Education, Universitas Tadulako, Palu, Indonesia

**How to Cite:** Gunawan., & Saparia, A. (2023). Age-defying fitness: How can combining resistance and aerobic exercise help elderly adults increase muscle strength? *Journal Sport Area*, 8(2), 195-206. [https://doi.org/10.25299/sportarea.2023.vol8\(2\).11630](https://doi.org/10.25299/sportarea.2023.vol8(2).11630)

**Author's Contribution:** a – Study Design; b – Data Collections; c – Statistical Analysis; d – Manuscript Preparation; e – Funds Collection

## INTRODUCTION

In the 21st century, both developed and developing nations face the issue of population aging. Indonesia's population is also getting older. According to projections made by the Indonesian Central Bureau of Statistics in 2020, the elderly in Indonesia will account for nearly one fifth of the country's total population in 2045 (Bungsu et al., 2019; Statistik, 2021). Elderly people make up almost three out of every ten households (29.52%), and almost three out of every five elderly people act as the head of the household

that is, the person who is in charge of providing for the needs of the household on a daily basis (Mizukami et al., 2023). One in ten (9.99%) of the elderly live alone, according to the status of living together, and the health of the elderly can show how well they are doing (Chen et al., 2023; Oliveira et al., 2022). A person is in good health when they are physically, mentally, spiritually, and socially healthy, allowing them to be socially and economically productive (Huiwen et al., 2023; Martínez & González, 2023). The term “potential elderly” refers to locals who are over the age of 65 but are still able to engage in work or other activities that can generate goods or services. One in two older people, or 49.46%, will still be employed (Bungsu et al., 2019; Statistik, 2021).

There is a quantitative loss of muscle mass as a result of aging, as well as a decline in muscle strength and power (Martínez & González, 2023; Oliveira et al., 2022). All of the body's organs degenerate over time in the elderly, one of which is a decline in muscle strength. Poor nutrition, inactivity, and a lack of interaction between the central nervous system, the peripheral nervous system, and hormones can all contribute to weaker muscles (Leite et al., 2022; Martínez & González, 2023; Oliveira et al., 2022; Zhang et al., 2021). Morbidity in the elderly can be linked to diminished muscle strength. Self-efficacy, or the capacity to carry out day-to-day activities without becoming exhausted, is one definition of functionality (Leite et al., 2022; Shah et al., 2022; Taul-Madsen et al., 2021; Thojsampa et al., 2020). This has a direct bearing on the muscle's potential and strength (Bicer et al., 2022; Marcos-Pardo et al., 2022; Singh et al., 2022; Thomsen et al., 2022; Waterval et al., 2022; Yeon et al., 2022). There is also a qualitative decrease in muscle strength, with atrophy of the fast fibers (type II fibers), decreased elasticity of the tendons, and lower activation of the higher agonist and antagonist muscles (Haddara et al., 2020; Sun et al., 2018). Within a range or muscle group, strength loss occurs at different rates. Lower extremity proximal muscles are more affected than upper extremity proximal muscles (Farrell et al., 2021; Kanmaniraja et al., 2021).

Between the second and third decades of one's life, muscle strength reaches its peak. Muscle strength decreases slightly between the ages of 50 and 65, then decreases by 12 to 15 percent per decade thereafter (Oliveira et al., 2022; Roma et al., 2013). The atrophy of fast fibers (type II fibers), reduced elasticity of tendons and lower activation of the muscles by higher agonists and antagonists all result in a qualitative decline in muscle strength (Oliveira et al., 2022; Roma et al., 2013). Maintaining moderate physical activity is one way to maintain health, muscle strength and physical fitness, because the body's negative feedback system becomes active during physical activity, which has a beneficial effect on homeostasis (Bungsu et al., 2019; Zhang et al., 2021). In the elderly, physical activity improves health, muscle strength and physical fitness and supports healthy relationships (Felix, 2022; Taylor, 2014; Zhang et al., 2021). Aerobic, resistance, and flexibility exercises are recommended forms of exercise for the elderly to prevent a decrease in body function, although many forms of exercise can improve physical abilities and fitness (Yamamoto et al., 2016). One of them is physical activity that lasts at least 30 minutes per session and includes moderate-intensity aerobic exercise at least 3-5 times per week for a total of 150 minutes per week, accompanied by resistance, flexibility and balance exercises (Bungsu et al., 2019; Wiyaka, 2014; Zhang et al., 2021).

Exercise that is aerobic in nature, such as jogging, gymnastics, swimming, and cycling, utilizes the body's large muscles (Ohta et al., 2017; Thojsampa et al., 2020). Aerobic exercise helps people lose weight and prevents persistent conditions like diabetes, heart disease, and blood vessel disease (Thojsampa et al., 2020; Wang et al., 2019). Resistance exercise aims to prevent degenerative diseases like osteoporosis and sarcopenia (Jeon et al., 2017; Oliveira et al., 2022). An exercise program that is effective will produce the intended results. As a result, aerobic activity must be done at the right dose, which should be between 70 and 85 percent DNM for 20 to 30 minutes, three times per week (Oliveira et al., 2022; Thojsampa et al., 2020; Yamamoto et al., 2016). According to the DeLorme method, resistance exercises are performed correctly, with biceps curl, triceps extension, leg press, knee extension, and knee flexion being the forms of movement. The volume of exercises is three times per week (Bungsu et al., 2019; Ohta et al., 2017; Portal et al., 2022; Wiyaka, 2014; Yamamoto et al., 2016).

Various findings or research on the effect of resistance exercise and aerobic exercise on increasing strength children, adolescents, and the elderly include: a combination of locomotor exercise and aerobic exercise in the elderly with locomotive syndrome (Nayasista et al., 2022; Ohta et al., 2017), aerobic exercise

combined with resistance exercise physical conditioning on adolescent health (Mendonça et al., 2022), a combination of resistance exercise and aerobic exercise klotho serum secretion in healthy young men (Morishima & Ochi, 2022) and resistance exercise is associated with differential blood pressure flow restriction on bone remodeling biomarkers in the elderly (Copatti et al., 2022; Ohta et al., 2017).

There is extensive research highlighting the benefits of resistance exercise for increasing muscle mass and strength, as well as aerobic exercise for preventing cardiovascular disease (Al-kharsan et al., 2021; Huifen et al., 2022; Lim et al., 2017; Mendonça et al., 2022; Morishima & Ochi, 2022; Wen et al., 2022). However, elderly individuals can experience the progression of locomotive syndrome due to factors like inactivity and inadequate nutrition (Ishibashi, 2018). Resistance exercise, which includes muscle strengthening and balance components, has been recommended as an exercise therapy to improve mobility and function, thereby enhancing independence in the elderly (Ikemoto & Arai, 2018; Nakamura & Ogata, 2016). Meanwhile, aerobic exercise can improve cardiorespiratory tone (Nayasista et al., 2022; Sbardelotto et al., 2019; Kokic et al., 2018). Combining various exercises, such as resistance exercise and aerobic exercise, can provide elderly individuals with a range of beneficial exercises that can improve muscle strengthening, balance, flexibility, and cardiorespiratory function, thereby leading to an overall improved quality of life (Haraldstad et al., 2017; Nayasista et al., 2022; Roma et al., 2013).

Based on data from the National Statistics Center (BDS), the number and proportion of the elderly population continue to increase (Statistik, 2021). However, government facilities and programmes related to the physical health service programme for the elderly have not had a significant impact on the physical health condition of the elderly (Cho et al., 2021; Kariya et al., 2018; Sbardelotto et al., 2019), in order for the elderly population to maintain their physical health and be productive, it is necessary to provide various models of exercise to maintain their physical health. The combined effects of resistance exercise and aerobic exercise on increasing muscle strength in productive, healthy elderly populations (subjects) in Indonesia, especially in eastern Indonesia, have not been studied until now. The research that has been done before is on resistance exercise or aerobic exercise in elderly populations (subjects) who experience various health problems (Copatti et al., 2022; Ikemoto & Arai, 2018; Nakamura & Ogata, 2016; Nayasista et al., 2022).

Meanwhile, this study aims to analyse the effect of a combination of resistance exercise and aerobic exercise on muscle strength in healthy and productive elderly people who have not participated in regular exercise in the last 6 months, which is important to do considering the number and proportion of the elderly population (elderly) continues to increase, which is not directly proportional to the facilities and physical health service programmes prepared by the government (Cho et al., 2021; Kariya et al., 2018; Sbardelotto et al., 2019). There are also concerns that the physical disabilities of the elderly will cause dependence on others. However, there is a lack of research on the effectiveness of combined resistance exercise and aerobic exercise specifically for healthy and productive elderly populations in Indonesia, particularly in eastern Indonesia, where the elderly population is growing rapidly but access to exercise programmes may be limited (Cho et al., 2021; Kariya et al., 2018; Sbardelotto et al., 2019; Statistik, 2021). Thus, the lack of research on the effectiveness of a combined exercise programme for healthy and productive elderly populations in Indonesia makes this study novel and urgent.

## METHOD

Resistance exercise is safe resistance exercise that can be done by anyone, from young adults to the elderly, as long as they can stand on their own (Ishizawa et al., 2001; Mendonça et al., 2022; Morishima & Ochi, 2022; Taul-Madsen et al., 2021; Wen et al., 2022). Lifting and weight systems, two types of equipment made for older people, are used in the exercises. The load is gradually increased in sets of 12, 10, and 8 repetitions for each exercise. Chest presses, leg presses, calf presses, and crunches are some of the exercises.

Aerobic exercise for the elderly includes exercises with a moderate to high intensity (maximum heart rate of 40-70%) to improve cardiorespiration, muscle endurance, and joint flexibility. According to various studies, aerobic exercise for the elderly should be done for 30 minutes (Bouaziz et al., 2018; Luo et al., 2017; Roma et al., 2013; Tabara et al., 2007). The workout consists of a 5 minute warm-up, 20 minutes of



aerobic activity (walking exercise for the arms and legs), and 5 minutes of recovery (Picorelli et al., 2014). Every five minutes, the heart rate (HR) is checked to make sure and it stays between 60% and 70% of maximum HR (220-Age). If HR is lower than expected, participants are encouraged to work harder, in contrary if HR is higher than expected, they should work harder.

### Study Design

This study utilized a pre-test and post-test group design with 15 participants in each treatment and control group, division of groups by ordinal pairing (Fraenkel et al., 2012). The control group only received aerobic exercise, whereas the treatment group received a combination of resistance exercise and aerobic exercise. For eight weeks, resistance exercise and aerobic exercise would each take 40 minutes per session. Additionally, aerobic exercise was done three times per week and resistance exercise was done three times per week. Aerobic exercise focuses on endurance and flexibility, while resistance exercise focuses on strengthening and strength. Multiple modal exercises are the exercises that can be combined and can then complement one another. By comparing the participants' muscle strength before and after the activity, strength exercise, and aerobic exercise were evaluated.

### Subject Retrieval Techniques

This study involved participants aged 60 years and over who lived in Sigi District, Marawola District, Tinggede Village, had no contraindications to exercise, and were in good health but had not participated in regular exercise in the last 6 months. Arteries (systolic blood pressure > 170 mmHg and diastolic blood pressure > 105 mmHg). The population in this study were all elderly people living in the Tinggede sub-district area, with a total sample of 30 elderly people using a purposive sampling technique.

### Instruments

An electronic hand dynamometer was used to measure the muscle strength of the participants' hands. Method for determining extraordinary handgrip strength on the elbow and non-dominant hand up to 10. Three times, participants were instructed to grip the handlebars as hard as they could for three seconds. The measurement results are taken from the trial with the best value, and the distance between trials is approximately one minute (Franchini et al., 2015; Pastuszak et al., 2016).

### Data Analysis

Data were analyzed using SPSS version 21.0. Descriptive presentation of data was carried out to determine the characteristics of all data. The data normality test was measured using the Shapiro-Wilk test. Statistical tests used in this study included paired t-tests and independent t-tests. Statistical test results were declared significant if the p-value < 0.05 (Creswell, 2012).

## RESULTS AND DISCUSSION

### Characteristics of participants

The mean age of the participants was 62.13 years, with a median of 60.50 years. The youngest and oldest participants were 60 years and 70 years old respectively. There was no significant difference in the age of the participants between the treatment group (62.53 years) and the control group (61.73 years). From the research results in table 1, descriptive analysis data was obtained.

Table 1. Descriptive Analysis

| Group              | N  | Minimum | Maximum | Means | SD    |
|--------------------|----|---------|---------|-------|-------|
| Pre Test Experimer | 15 | 21      | 31      | 27.80 | 2.908 |
| Post Test Experime | 15 | 28      | 40      | 33.73 | 3.770 |
| Pre Test Control   | 15 | 20      | 30      | 24.53 | 2.669 |
| Post Test Control  | 15 | 24      | 34      | 27.80 | 2.981 |

Based on the descriptive analysis data in Table 1 above, it can be explained that the experimental group's initial test consisted of a minimum score of 21, a maximum of 31 with an average of 27.80 while for the control group a minimum score of 20, a maximum of 30 with an average of 24.53. Both the experimental group and the control group experienced an increase after being given treatment, where the final test for the experimental group was for a minimum score of 28, a maximum of 40 with an average of 33.73 while the control group had a minimum score of 24, a maximum of 34 with an average of 27.80. The results of the research in Table 2 obtained the test value normality and in Table 3 the homogeneity test value of the research data was obtained.

Table 2. Data Normality Test

| Experiment Group     | Sig.  | Control Group     | Sig.  | Information |
|----------------------|-------|-------------------|-------|-------------|
| Pre Test Experiment  | 0.133 | Pre Test Control  | 0.156 | Normally    |
| Post Test Experiment | 0.200 | Post Test Control | 0.160 | Normally    |

Based on the normality test in Table 2 above, it is known that the significance value of the initial test for the experimental group is  $0.133 > 0.05$  and the control group is  $0.156 > 0.05$ , while the significance value for the final test for the experimental group is  $0.22 > 0.05$  and the control group is  $0.160 > 0.05$ , it can be concluded that the residual values are normally distributed.

Table 3. Data Homogeneity Test

| Experimental and Control Group | Sig.  | Information |
|--------------------------------|-------|-------------|
| Based On Means                 | 0.444 | Homogeneous |

After showing normal and homogeneous data test results, the paired sample t test will be tested. The paired sample test is used to find out whether there is a difference in the mean of the two paired samples while the independent sample t test is used to find out whether there is a difference in the mean of two unpaired samples.

Table 4. Paired Sample t Test

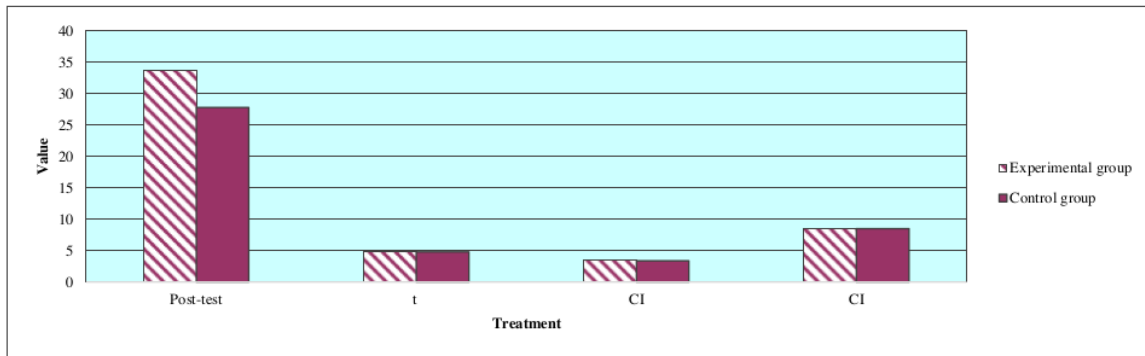
| Paired   | Sig. (2-Tailed) |
|--|-----------------|
| Pair 1: Pre Test Experimental and Post Test Experimental | $0.000 < 0.05$  |
| Pair 2: Pre Test Control and Post Test Control           | $0.000 < 0.05$  |

Based on Table 4 of the paired sample t test where Pair 1, it is obtained a value of Sig. (2-Tailed  $0.000 < 0.05$ ), it can be concluded that there is a difference in the average results of the combination of resistance exercise and aerobic exercise for the elderly for the pre-test of the experimental group and the post-test of the group experiment. While, Pair 2, it is obtained a Sig. value (2-Tailed  $0.000 < 0.05$ ) so it can be concluded that there is a difference in the average results of elderly aerobic exercise for the pre-test of the control group and the post-test of the control group. Once it is known that the two exercise models have a significant effect, then to answer the next hypothesis is to do a parametric test as shown in Table 5 (independent sample t-test).

Table 5. Independent Sample t Test

| Post Test Experiment and Control Group | Sig. (2-Tailed) |
|--|-----------------|
| Equal variances Assumed                | $0.000 < 0.05$  |

Based on Table 5 above, it is Sig. (2-Tailed  $0.000 < 0.05$ ). There is a significant difference in the average between the combination of resistance exercise and aerobic exercise where the digital hand grip dynamometer (DHD) in the experimental group is 33.73 (post-test);  $t = 4.782$ ; 95% CI = 3.392 to 8.475. Meanwhile, the DHD value in the control group at the post-test was 27.80;  $t = 4.782$ ; 95% CI = 3.385 to 8.481.



Graph 1: Independent Sample t Test

The findings of this study are in line with those of previous studies, which indicated that eight weeks of consistent exercise could result in an increase in muscle mass and strength (Dolezal, 2013). Other studies demonstrate that elderly people can begin resistance exercise at week 8 (Romero-García et al., 2021). Other studies have shown that elderly people can maintain their muscle mass and prevent atrophy by exercising for eight weeks (Ogawa et al., 2020). According to a different study, eight weeks of exercise significantly increased muscle fiber diameter and strength (Ogawa et al., 2020). According to the existing literature, combined resistance exercise and aerobic exercise are performed for eight weeks in the field for the elderly due to their weakness. To achieve maximum results (Losa-Reyna et al., 2019), the elderly requires a prolonged period of movement (> six weeks). The three times a week of resistance exercise are a reference to previous studies that recommended three times a week of gymnastics for elderly people who are weak (Losa-Reyna et al., 2019).

The activity that is provided stimulates the production of brain-derived neurotrophic factor (BDNF), which plays an important role in energy metabolism (Gonçalves et al., 2022; Anthea et al., 2022). The combination of resistance exercise and aerobic exercise increases muscle strength (Martínez & González, 2023). The metabolic process by which the body converts fat into energy is influenced by BDNF. In addition, it has been reported that BDNF triggers muscle contraction by stimulating acetylcholine release at myocyte neuromuscular synapses (Huiwen et al., 2023; Martínez & González, 2023; Oliveira et al., 2022). According (Oliveira et al., 2022), BDNF production rises 3–7 days after exercise, so eight weeks of combined resistance exercise and aerobic exercise can improve muscle strength. Muscle satellite cells have also been shown to be regulated by BDNF. BDNF is interested in increasing the diameter of muscle fibers in addition to its roles in fat burning and muscle contraction.

In healthy and productive elderly people, resistance exercise and aerobic exercise can increase muscle strength more effectively than aerobic exercise alone. Additionally, there are exercises in resistance exercise that can be used to build muscle mass in older people (Matsumoto et al., 2016). Similar to aerobic exercise, it can also improve muscle strength and endurance (Roma et al., 2013). According to previous studies, participants' physical functioning improved significantly following resistance exercise and other exercise interventions (Ikemoto & Arai, 2018). The study concludes that a combination of resistance exercise and aerobic exercise with a progressive increase in sets and repetitions for each exercise activity can increase the muscle strength of the elderly as evidenced by an increase in hand grip strength. However, this study was limited to one village, it is hoped that additional studies can be compared to other treatments like flexibility exercise and aerobic exercise to lend a hand to our investigation. This study provides a combination of exercises for healthy elderly men and can be used as a reference for sports medicine research.

## CONCLUSION

The study's findings show that a combination of resistance exercise and aerobic exercise with a gradual increase in sets and repetitions for each exercise activity can increase the muscle strength of the elderly.

However, this study was limited to one village. Future research should consider expanding the study to multiple villages or even different regions to enhance the generalizability of the findings. Additionally, it would be valuable to include a larger and more diverse sample size to obtain a more representative population. Further investigations should also explore the long-term effects of this exercise combination on other aspects of physical health, such as balance, flexibility, and cardiovascular fitness. Overall, this study provides a promising foundation for future sports medicine research aimed at developing effective exercise programmes for maintaining and improving the muscle strength of healthy elderly individuals.

#### ACKNOWLEDGEMENTS

The researcher would like to thank all the elderly residents of Tinggede Village who have been willing to contribute to the implementation of this research.

#### CONFLICT OF INTEREST

There are no conflicts of interest in this study

#### REFERENCES

- Al-kharsan, H., Lazzarini, T. A., Kunkler, A. L., Laura, D. M., Fan, K. C., Zhang, L., Redick, D. W., Salazar, H., Medert, C. M., & Patel, N. A. (2021). Ocular trauma secondary to exercise resistance bands during the COVID-19 pandemic. *American Journal of Emergency Medicine*, 42, 217–220. <https://doi.org/10.1016/j.ajem.2020.11.054>
- Bicer, M., Phillips, A. T., & Modenese, L. (2022). Altering the strength of the muscles crossing the lower limb joints only affects knee joint reaction forces. *Gait and Posture*, 95, 210–216. <https://doi.org/10.1016/j.gaitpost.2022.03.020>
- Bouaziz, W., Schmitt, E., Vogel, T., Lefebvre, F., Remetter, R., Lonsdorfer, E., Leprêtre, P. M., Kaltenbach, G., Geny, B., & Lang, P. O. (2018). Effects of Interval Aerobic Training Program with Recovery bouts on cardiorespiratory and endurance fitness in seniors. *Scandinavian Journal of Medicine and Science in Sports*, 28(11), 2284–2292. <https://doi.org/10.1111/sms.13257>
- Bungsu, P. P., Rekawati, E., & Wiarsih, W. (2019). Elderly care givers behavior associated with physical exercise implementation among elderly with hypertension. *Enfermeria Clinica*, 29, 585–587. <https://doi.org/10.1016/j.enfcli.2019.04.090>
- Chen, M., Farahani, A. V., Kilpeläinen, S., Kosonen, R., Younes, J., Ghaddar, N., Ghali, K., & Melikov, A. K. (2023). Thermal comfort chamber study of Nordic elderly people with local cooling devices in warm conditions. *Building and Environment*, 235, 1–15. <https://doi.org/10.1016/j.buildenv.2023.110213>
- Cho, H., Choi, J., No, W., Oh, M., & Kim, Y. (2021). Accessibility of welfare facilities for elderly people in Daejeon, South Korea considering public transportation accessibility. *Transportation Research Interdisciplinary Perspectives*, 12, 1–9. <https://doi.org/10.1016/j.trip.2021.100514>
- Copatti, S. L., Bonorino, S. L., da Costa Copatti, A., Saretto, C. B., Grossl, F. S., Da Silva-Grigoletto, M. E., da Silva Corralo, V., & De Sá, C. A. (2022). Acute effects of the resistance exercise associated with different blood flow restriction pressures on bone remodeling biomarkers. *Journal of Exercise Science and Fitness*, 20(2), 155–160. <https://doi.org/10.1016/j.jesf.2022.02.005>
- Creswell, J. W. (2012). *Educational Research: Planning, Conducting, and Evaluating Quantitative and Qualitative Research*. Boston: Pearson Education.
- Dolezal, B. A. (2013). Eight Weeks of Exercise Training Improves Fitness Measures in Methamphetamine-Dependent Individuals in Residential Treatment. *NIH Public Access*, 23(1), 1–7. <https://doi.org/10.1097/ADM.0b013e318282475e>



- Farrell, J. W., Motl, R. W., Learmonth, Y. C., & Pilutti, L. A. (2021). Persons with Multiple Sclerosis Exhibit Strength Asymmetries in both Upper and Lower Extremities. *Physiotherapy (United Kingdom)*, 111, 83–91. <https://doi.org/10.1016/j.physio.2020.07.006>
- Felix, M. S. (2022). Scoping review: obese elderly women with breast cancer and physical activity/exercise. *Global Health Journal*, 6(3), 129–135. <https://doi.org/10.1016/j.glohj.2022.07.011>
- Franchini, E., Del Vecchio, F. B., Ferreira Julio, U., Matheus, L., & Candau, R. (2015). Specificity of performance adaptations to a periodized judo training program. *Revista Andaluza de Medicina Del Deporte*, 8(2), 67–72. <https://doi.org/10.1016/j.ramd.2013.11.001>
- Gonçalves, C. V., Ribeiro, I. S., Galantini, M. P. L., Muniz, I. P. R., Lima, P. H. B., Santos, G. S., & da Silva, R. A. A. (2022). Inflammaging and body composition: New insights in diabetic and hypertensive elderly men. *Experimental Gerontology*, 170, 1–10. <https://doi.org/10.1016/j.exger.2022.112005>
- Haddara, R., Harandi, V. J., & Lee, P. V. S. (2020). Anterior cruciate ligament agonist and antagonist muscle force differences between males and females during perturbed walking. *Journal of Biomechanics*, 110, 1–9. <https://doi.org/10.1016/j.jbiomech.2020.109971>
- Haraldstad, K., Rohde, G., Stea, T. H., Lohne-Seiler, H., Hetlelid, K., Paulsen, G., & Berntsen, S. (2017). Changes in health-related quality of life in elderly men after 12 weeks of strength training. *European Review of Aging and Physical Activity*, 14(1), 10–15. <https://doi.org/10.1186/s11556-017-0177-3>
- Huifen, Z., Yaping, X., Meijing, Z., Huibin, H., Chunhong, L., Fengfeng, H., & Yaping, Z. (2022). Effects of moderate-intensity resistance exercise on blood glucose and pregnancy outcome in patients with gestational diabetes mellitus: A randomized controlled trial. *Journal of Diabetes and Its Complications*, 36(5), 1–9. <https://doi.org/10.1016/j.jdiacomp.2022.108186>
- Huiwen, J., Bojunhao, F., Yujia, W., Pu, G., Ke, L., Xinying, S., & Yibo, W. (2023). Application of Anderson model to analyze the influencing factors of lung function test behavior in middle-aged and elderly people in China. *Dialogues in Health*, 1–9. <https://doi.org/10.1016/j.dialog.2023.100138>
- Ikemoto, T., & Arai, Y. C. (2018). Locomotive syndrome: Clinical perspectives. *Clinical Interventions in Aging*, 13, 819–827. <https://doi.org/10.2147/CIA.S148683>
- Ishibashi, H. (2018). Locomotive syndrome in Japan. *Osteoporosis and Sarcopenia*, 4(3), 86–94. <https://doi.org/10.1016/j.afos.2018.09.004>
- Ishizawa, K., Yoshizumi, M., Tsuchiya, K., Takishita, E., Nakaya, Y., Kishi, K., Ebina, Y., Houchi, H., Minakuchi, K., & Tamaki, T. (2001). Effects of losartan in combination with or without exercise on insulin resistance in Otsuka Long-Evans Tokushima Fatty rats. *European Journal of Pharmacology*, 430(2–3), 359–367. [https://doi.org/10.1016/S0014-2999\(01\)01405-4](https://doi.org/10.1016/S0014-2999(01)01405-4)
- Jack Fraenkel, Norman Wallen, Helen, H. (2012). *How to design and evaluate research in education*. McGraw-Hill.
- Jeon, M. Y., Gu, M. O., & Yim, J. E. (2017). Comparison of Walking, Muscle Strength, Balance, and Fear of Falling Between Repeated Fall Group, One-time Fall Group, and Nonfall Group of the Elderly Receiving Home Care Service. *Asian Nursing Research*, 11(4), 290–296. <https://doi.org/10.1016/j.anr.2017.11.003>
- Kanmaniraja, D., Le, J., Hsu, K., Lee, J. S., McClelland, A., Slasky, S. E., Kurian, J., Holder, J., Gunther, M. S., Chernyak, V., & Ricci, Z. J. (2021). Review of COVID-19, part 2: Musculoskeletal and neuroimaging manifestations including vascular involvement of the aorta and extremities. *Clinical Imaging*, 79, 300–313. <https://doi.org/10.1016/j.clinimag.2021.08.003>

- Kariya, N., Sakon, N., Komano, J., Tomono, K., & Iso, H. (2018). Current prevention and control of health care-associated infections in long-term care facilities for the elderly in Japan. *Journal of Infection and Chemotherapy*, 24(5), 347–352. <https://doi.org/10.1016/j.jiac.2017.12.004>
- Kokic, I. S., Ivanisevic, M., Biolo, G., Simunic, B., Kokic, T., & Pisot, R. (2018). Combination of a structured aerobic and resistance exercise improves glycaemic control in pregnant women diagnosed with gestational diabetes mellitus. A randomised controlled trial. *Women and Birth*, 31(4), e232–e238. <https://doi.org/10.1016/j.wombi.2017.10.004>
- Leite, L. C., Carvalho, L., Queiroz, D. M. de, Farias, M. S. Q., Cavalheri, V., Edgar, D. W., Nery, B. R. do A., Vasconcelos Barros, N., Maldaner, V., Campos, N. G., & Mesquita, R. (2022). Can the post-COVID-19 functional status scale discriminate between patients with different levels of fatigue, quality of life and functional performance? *Pulmonology*, 28(3), 220–223. <https://doi.org/10.1016/j.pulmoe.2022.01.001>
- Lim, N. J., Shin, J. H., Kim, H. J., Lim, Y., Kim, J. Y., Lee, W. J., Han, S. J., & Kwon, O. (2017). A combination of Korean mistletoe extract and resistance exercise retarded the decline in muscle mass and strength in the elderly: A randomized controlled trial. *Experimental Gerontology*, 87, 48–56. <https://doi.org/10.1016/j.exger.2016.11.003>
- Losa-Reyna, J., Baltasar-Fernandez, I., Alcazar, J., Navarro-Cruz, R., Garcia-Garcia, F. J., Alegre, L. M., & Alfaro-Acha, A. (2019). Effect of a short multicomponent exercise intervention focused on muscle power in frail and pre frail elderly: A pilot trial. *Experimental Gerontology*, 115, 114–121. <https://doi.org/10.1016/j.exger.2018.11.022>
- Luo, D., Lin, Z., Li, S., & Liu, S. J. (2017). Effect of nutritional supplement combined with exercise intervention on sarcopenia in the elderly: A meta-analysis. *International Journal of Nursing Sciences*, 4(4), 389–401. <https://doi.org/10.1016/j.ijnss.2017.09.004>
- Marcos-Pardo, P. J., Abelleira-Lamela, T., González-Gálvez, N., Esparza-Ros, F., Espeso-García, A., & Vaquero-Cristóbal, R. (2022). Impact of COVID-19 lockdown on health parameters and muscle strength of older women: A longitudinal study. *Experimental Gerontology*, 164, 1–7. <https://doi.org/10.1016/j.exger.2022.111814>
- Martínez, I., & González, F. (2023). Wireless standard-compliant e-health solution for elderly people with multiuser identification. *Heliyon*, 9(4), 1–11. <https://doi.org/10.1016/j.heliyon.2023.e15394>
- Matsumoto, H., Hagino, H., Wada, T., & Kobayashi, E. (2016). Locomotive syndrome presents a risk for falls and fractures in the elderly Japanese population. *Osteoporosis and Sarcopenia*, 2(3), 156–163. <https://doi.org/10.1016/j.afos.2016.06.001>
- Mendonça, F. R., Ferreira de Faria, W., Marcio da Silva, J., Massuto, R. B., Castilho dos Santos, G., Correa, R. C., Ferreira dos Santos, C., Sasaki, J. E., & Neto, A. S. (2022). Effects of aerobic exercise combined with resistance training on health-related physical fitness in adolescents: A randomized controlled trial. *Journal of Exercise Science and Fitness*, 20(2), 182–189. <https://doi.org/10.1016/j.jesf.2022.03.002>
- Mirzeoğlu, A. D., Munusturlar, S., Çelen, A., Oil, P., Science, S., International, A., Centre, A., Pastuszak, A., Buško, K., Kalka, E., Sole, C., Kavanaugh, A., Stone, M., Soytürk, M., Barcelona, J. M., Calvert, H. G., Brazo-Sayavera, J., Nikolaidis, P., Camacho-Cardenosa, A., ... O, J. (2018). Analysis of Self and Peer Evaluation in Basic Volleyball Skills of Physical Education Teacher Candidates. *Anthropological Review*, 25(2), 184–202. <https://doi.org/10.1515/anre-2016-0033>
- Mizukami, K., Kodama, M., Fukuda, M., Hirashita, Y., Tsutsumi, K., Fukuda, K., Ogawa, R., Okamoto, K., Okimoto, T., & Murakami, K. (2023). Comparison of the improvement in gastric mucosal tissue after *Helicobacter pylori* eradication between young and elderly people. *Arab Journal of Gastroenterology*, 2023, 1–6. <https://doi.org/10.1016/j.ajg.2023.01.005>

- Morishima, T., & Ochi, E. (2022). Effect of combined aerobic and resistance exercise on serum Klotho secretion in healthy young men -a pilot study-. *Current Research in Physiology*, 5, 246–250. <https://doi.org/10.1016/j.crphys.2022.06.001>
- Nakamura, K., & Ogata, T. (2016). Locomotive Syndrome: Definition and Management. *Clinical Reviews in Bone and Mineral Metabolism*, 14(2), 56–67. <https://doi.org/10.1007/s12018-016-9208-2>
- Nayasista, A. H., Tinduh, D., Alit Pawana, I. P., Mei Wulan, S. M., Utomo, D. N., & Soenarnatalina, M. (2022). Effect of combined locomotor training and aerobic exercise on increasing handgrip strength in elderly with locomotive syndrome: A randomised controlled trial. *Annals of Medicine and Surgery*, 78(6), 1–10. <https://doi.org/10.1016/j.amsu.2022.103800>
- Ogawa, M., Belavý, D. L., Yoshiko, A., Armbrecht, G., Miokovic, T., Felsenberg, D., & Akima, H. (2020). Effects of 8 weeks of bed rest with or without resistance exercise intervention on the volume of the muscle tissue and the adipose tissues of the thigh. *Physiological Reports*, 8(18), 1–12. <https://doi.org/10.14814/phy2.14560>
- Ohta, J., Seki, M., Ao, M., Okajima, R., Kuwabara, A., Takaoka, H., Aoyama, K., & Tanaka, K. (2017). Comparison of lower leg muscle strength and grip strength for diagnosing slower gait speed in the elderly. *Osteoporosis and Sarcopenia*, 3(3), 128–131. <https://doi.org/10.1016/j.afos.2017.07.001>
- Oliveira, M. R., Sudati, I. P., Konzen, V. D. M., de Campos, A. C., Wibelinger, L. M., Correa, C., Miguel, F. M., Silva, R. N., & Borghi-Silva, A. (2022). Covid-19 and the impact on the physical activity level of elderly people: A systematic review. *Experimental Gerontology*, 159, 1–10. <https://doi.org/10.1016/j.exger.2021.111675>
- Picorelli, A. M. A., Pereira, D. S., Felício, D. C., Anjos, D. M. Dos, Pereira, D. A. G., Dias, R. C., Assis, M. G., & Pereira, L. S. M. (2014). Adherence of older women with strength training and aerobic exercise. *Clinical Interventions in Aging*, 9, 323–331. <https://doi.org/10.2147/CIA.S54644>
- Portal, T. M., Vanmechelen, B., Van Espen, L., Jansen, D., Teixeira, D. M., de Sousa, E. S. A., da Silva, V. P., de Lima, J. S., Reymão, T. K. A., Sequeira, C. G., da Silva Ventura, A. M. R., da Silva, L. D., Resque, H. R., Matthijnsens, J., & Gabbay, Y. B. (2022). Molecular characterization of the gastrointestinal eukaryotic virome in elderly people in Belem, Para, Brazil. *Infection, Genetics and Evolution*, 99, 1–10. <https://doi.org/10.1016/j.meegid.2022.105241>
- Roma, M. F. B., Busse, A. L., Betoni, R. A., Melo, A. C. de, Kong, J., Santarem, J. M., & Jacob Filho, W. (2013). Effects of resistance training and aerobic exercise in elderly people concerning physical fitness and ability: a prospective clinical trial. *Einstein (São Paulo, Brazil)*, 11(2), 153–157. <https://doi.org/10.1590/S1679-45082013000200003>
- Romero-García, M., López-Rodríguez, G., Henao-Morán, S., González-Unzaga, M., & Galván, M. (2021). Effect of a Multicomponent Exercise Program (VIVIFRIL) on Functional Capacity in Elderly Ambulatory: A Non-Randomized Clinical Trial in Mexican Women with Dynapenia. *Journal of Nutrition, Health and Aging*, 25(2), 148–154. <https://doi.org/10.1007/s12603-020-1548-4>
- Sbardelotto, M. L., Costa, R. R., Malysz, K. A., Pedroso, G. S., Pereira, B. C., Sorato, H. R., Silveira, P. C. L., Nesi, R. T., Grande, A. J., & Pinho, R. A. (2019). Improvement in muscular strength and aerobic capacities in elderly people occurs independently of physical training type or exercise model. *Clinics*, 74(7), 1–9. <https://doi.org/10.6061/clinics/2019/e833>
- Shah, N., Shrivastava, M., Kumar, S., & Nagi, R. S. (2022). Supervised, individualised exercise reduces fatigue and improves strength and quality of life more than unsupervised home exercise in people with chronic Guillain-Barré syndrome: a randomised trial. *Journal of Physiotherapy*, 68(2), 123–129. <https://doi.org/10.1016/j.jphys.2022.03.007>



- Singh, A., D'Amico, D., Andreux, P. A., Fouassier, A. M., Blanco-Bose, W., Evans, M., Aebischer, P., Auwerx, J., & Rinsch, C. (2022). Urolithin A improves muscle strength, exercise performance, and biomarkers of mitochondrial health in a randomized trial in middle-aged adults. *Cell Reports Medicine*, 3(5), 1–8. <https://doi.org/10.1016/j.xcrm.2022.100633>
- Statistik, B. P. (2021). *Statistik Penduduk Lanjut Usia 2021*. Badan Pusat Statistik.
- Sun, W., Wang, J., Deng, L., Liu, H., Yan, T., & Song, R. (2018). Dimensionality effect of myoelectric-controlled interface on the coordination of agonist and antagonist muscles during voluntary isometric elbow flexion and extension. *Biomedical Signal Processing and Control*, 40, 149–155. <https://doi.org/10.1016/j.bspc.2017.09.016>
- Tabara, Y., Yuasa, T., Oshiumi, A., Kobayashi, T., Miyawaki, Y., Miki, T., & Kohara, K. (2007). Effect of acute and long-term aerobic exercise on arterial stiffness in the elderly. *Hypertension Research*, 30(10), 895–902. <https://doi.org/10.1291/hypres.30.895>
- Taul-Madsen, L., Connolly, L., Dennett, R., Freeman, J., Dalgas, U., & Hvid, L. G. (2021). Is Aerobic or Resistance Training the Most Effective Exercise Modality for Improving Lower Extremity Physical Function and Perceived Fatigue in People With Multiple Sclerosis? A Systematic Review and Meta-analysis. *Archives of Physical Medicine and Rehabilitation*, 102(10), 2032–2048. <https://doi.org/10.1016/j.apmr.2021.03.026>
- Taylor, D. (2014). Physical activity is medicine for older adults. *Postgraduate Medical Journal*, 90(1059), 26–32. <https://doi.org/10.1136/postgradmedj-2012-131366>
- Thojampa, S., Daengthern, L., & Kumpeera, K. (2020). The effects of an empowerment program to have a good quality of life and long life for elderly people in Phrae Province, Thailand. *International Journal of Africa Nursing Sciences*, 12, 1–6. <https://doi.org/10.1016/j.ijans.2020.100201>
- Thomsen, J. L. S., Vinge, L., Harbo, T., & Andersen, H. (2022). A population-based follow-up study of maximal muscle strength and mobility in patients with myasthenia gravis. *Neuromuscular Disorders*, 32(4), 305–312. <https://doi.org/10.1016/j.nmd.2022.02.007>
- Van Parys, A., Brække, M. S., Karlsson, T., Vinknes, K. J., Tell, G. S., Haugsgjerd, T. R., Ueland, P. M., Øyen, J., Dierkes, J., Nygård, O., & Lysne, V. (2022). Assessment of Dietary Choline Intake, Contributing Food Items, and Associations with One-Carbon and Lipid Metabolites in Middle-Aged and Elderly Adults: The Hordaland Health Study. *Journal of Nutrition*, 152(2), 513–524. <https://doi.org/10.1093/jn/nxab367>
- Wang, X., Zheng, G., Su, M., Chen, Y., Xie, H., Han, W., Yang, Q., Sun, J., & Chen, J. (2019). Biting force and tongue muscle strength as useful indicators for eating and swallowing capability assessment among elderly patients. *Food Science and Human Wellness*, 8(2), 149–155. <https://doi.org/10.1016/j.fshw.2019.03.009>
- Waterval, N. F. J., Meeke, V. L., Hooijmans, M. T., Froeling, M., Jaspers, R. T., Oudeman, J., Nederveen, A. J., Brehm, M. A., & Nollet, F. (2022). The relationship between quantitative magnetic resonance imaging of the ankle plantar flexors, muscle function during walking and maximal strength in people with neuromuscular diseases. *Clinical Biomechanics*, 94, 1–7. <https://doi.org/10.1016/j.clinbiomech.2022.105609>
- Wen, H., Liu, S., & Tsai, C. (2022). Effects of 12 weeks of aerobic exercise combined with resistance training on neurocognitive performance in obese women. *Journal of Exercise Science & Fitness*, 20(4), 291–304. <https://doi.org/10.1016/j.jesf.2022.07.001>
- Wiyaka, H. I. (2014). Program Latihan Fisik Yang Tepat Untuk Kesehatan Lansia. *Jurnal Keluarga Sehat Sejahtera*, 12(24), 1–10. <https://doi.org/10.24114/jkss.v12i24.3548>



- Yamamoto, S., Hotta, K., Ota, E., Mori, R., & Matsunaga, A. (2016). Effects of resistance training on muscle strength, exercise capacity, and mobility in middle-aged and elderly patients with coronary artery disease: A meta-analysis. *Journal of Cardiology*, 68(2), 125–134. <https://doi.org/10.1016/j.jjcc.2015.09.005>
- Yeon, M., Choi, H., Chun, K., Han, J., & Jun, H. (2022). Biomedicine & Pharmacotherapy Gomisin G improves muscle strength by enhancing mitochondrial biogenesis and function in disuse muscle atrophic mice. *Biomedicine & Pharmacotherapy*, 153, 1–10. <https://doi.org/10.1016/j.biopha.2022.113406>
- Zhang, Y., Su, D., Zhao, X., & Tian, Y. (2021). Sparse Multiple Instance Learning for Elderly People Balance Ability. *Procedia Computer Science*, 199, 621–628. <https://doi.org/10.1016/j.procs.2022.01.076>

# Age-defying fitness: How can combining resistance and aerobic exercise help elderly adults increase muscle strength?

## ORIGINALITY REPORT

**20%**  
SIMILARITY INDEX

**15%**  
INTERNET SOURCES

**17%**  
PUBLICATIONS

**4%**  
STUDENT PAPERS

## PRIMARY SOURCES

**1** Ajeng Hayu Nayasista, Damayanti Tinduh, I Putu Alit Pawana, Sri Mardjati Mei Wulan et al. "Effect of combined locomotor training and aerobic exercise on increasing handgrip strength in elderly with locomotive syndrome: A randomised controlled trial", *Annals of Medicine and Surgery*, 2022 **6%**  
Publication

**2** [doaj.org](https://doaj.org) **2%**  
Internet Source

**3** [digilib.unimed.ac.id](https://digilib.unimed.ac.id) **2%**  
Internet Source

**4** [hdl.handle.net](https://hdl.handle.net) **2%**  
Internet Source

**5** [www.scielo.br](https://www.scielo.br) **2%**  
Internet Source

**6** [www.researchgate.net](https://www.researchgate.net) **1%**  
Internet Source

[ejournal.insuriponorogo.ac.id](https://ejournal.insuriponorogo.ac.id)

|    |   |     |
|----|---|-----|
| 7  | Internet Source   | 1 % |
| 8  | Submitted to Universitas Mataram<br>Student Paper   | 1 % |
| 9  | <a href="http://www.medrxiv.org">www.medrxiv.org</a><br>Internet Source   | 1 % |
| 10 | <a href="http://www.tmfv.com.ua">www.tmfv.com.ua</a><br>Internet Source   | 1 % |
| 11 | <a href="http://jurnal.upmk.ac.id">jurnal.upmk.ac.id</a><br>Internet Source   | 1 % |
| 12 | Lisa G. Rider, Victoria P. Werth, Adam M. Huber, Helene Alexanderson et al. "Measures of adult and juvenile dermatomyositis, polymyositis, and inclusion body myositis: Physician and Patient/Parent Global Activity, Manual Muscle Testing (MMT), Health Assessment Questionnaire (HAQ)/Childhood Health Assessment Questionnaire (C-HAQ)", Arthritis Care & Research, 2011<br>Publication | 1 % |

Exclude quotes  Off

Exclude matches  < 1%

Exclude bibliography  On